
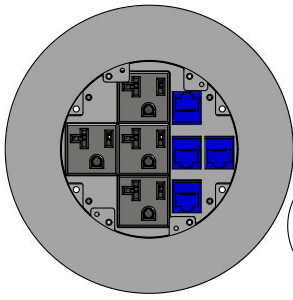


MOI-RES-REC

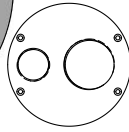
(MOI4-RES-REC-P4-C4 Shown)

Ordering Information	Description:
Slab Thickness:	 LEW ELECTRIC FITTINGS COMPANY
Single Rec: <input type="checkbox"/> 15A <input type="checkbox"/> 20A	
Duplex Rec: <input type="checkbox"/> 15A <input type="checkbox"/> 20A	
Cover Type:	
Proprietary and Confidential The information contained in this drawing is the sole property of NOCOM. Any reproduction in part or as a whole without the written permission of NOCOM is prohibited.	DWG. No. MOI-RES-REC

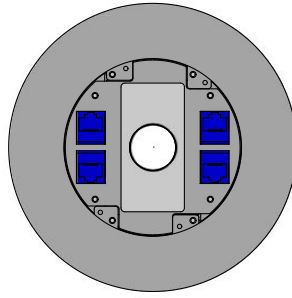
MOI4-RES-REC Configurations with Bottom Plate



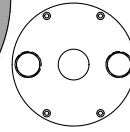
MOI-RES-REC-P4-C4



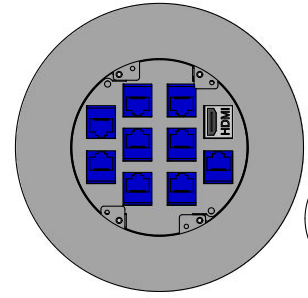
NPS 0.75"
NPS 1.25"



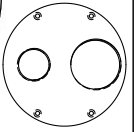
MOI-RES-REC-AV-C4



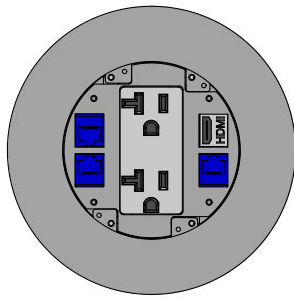
NPS 0.75"
NPS 0.50" x2



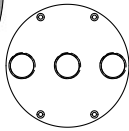
MOI-RES-REC-C10



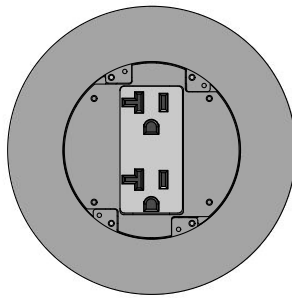
NPS 0.75"
NPS 1.25"



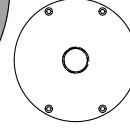
MOI-RES-REC-DP-C4



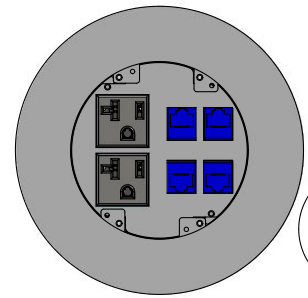
NPS 0.50" x3



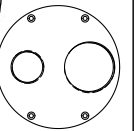
MOI-RES-REC-DP



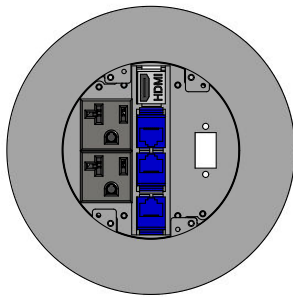
NPS 0.50"



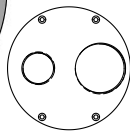
MOI-RES-REC-P2-C4



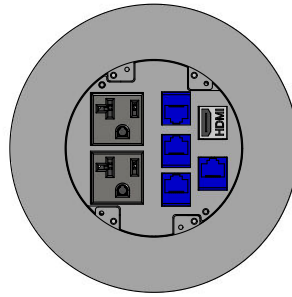
NPS 0.75"
NPS 1.25"



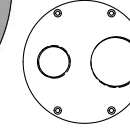
MOI-RES-REC-P2-C4-DB15



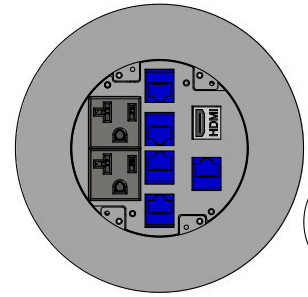
NPS 0.75"
NPS 1.25"



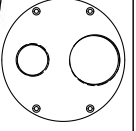
MOI-RES-REC-P2-C5



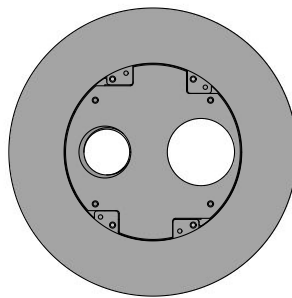
NPS 0.75"
NPS 1.25"



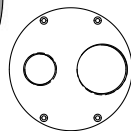
MOI-RES-REC-P2-C6



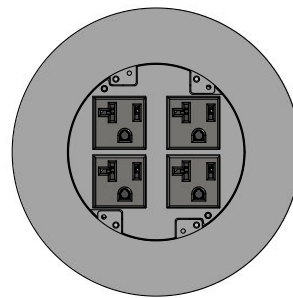
NPS 0.75"
NPS 1.25"



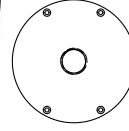
MOI-RES-REC-SYS-COMM




NPS 0.75"
NPS 1.25"



MOI-RES-REC-P4

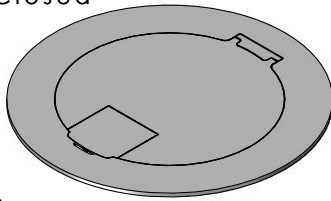


NPS 0.50"

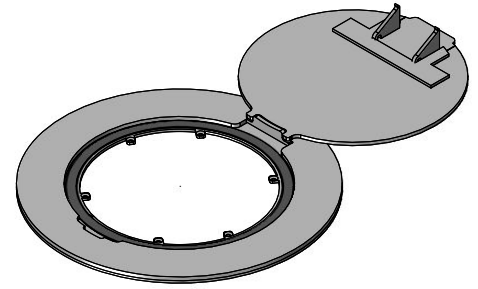
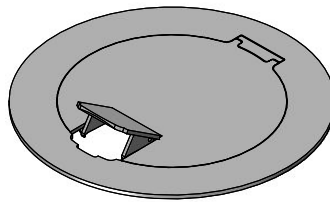
Ordering Information	Description:
Slab Thickness:	 LEW ELECTRIC FITTINGS COMPANY
Single Rec: <input type="checkbox"/> 15A <input type="checkbox"/> 20A	
Duplex Rec: <input type="checkbox"/> 15A <input type="checkbox"/> 20A	
Cover Type:	
Proprietary and Confidential	DWG. No.
The information contained in this drawing is the sole property of NOCOM. Any reproduction in part or as a whole without the written permission of NOCOM is prohibited.	
	MOI-RES-REC

Articulated Hinge Cover with Cable Exit Door (AHC-CED)

Cover Fully Closed



Cover CED Open



Cover Fully Open

Cover Finishes

Standard = Brushed Stainless Steel

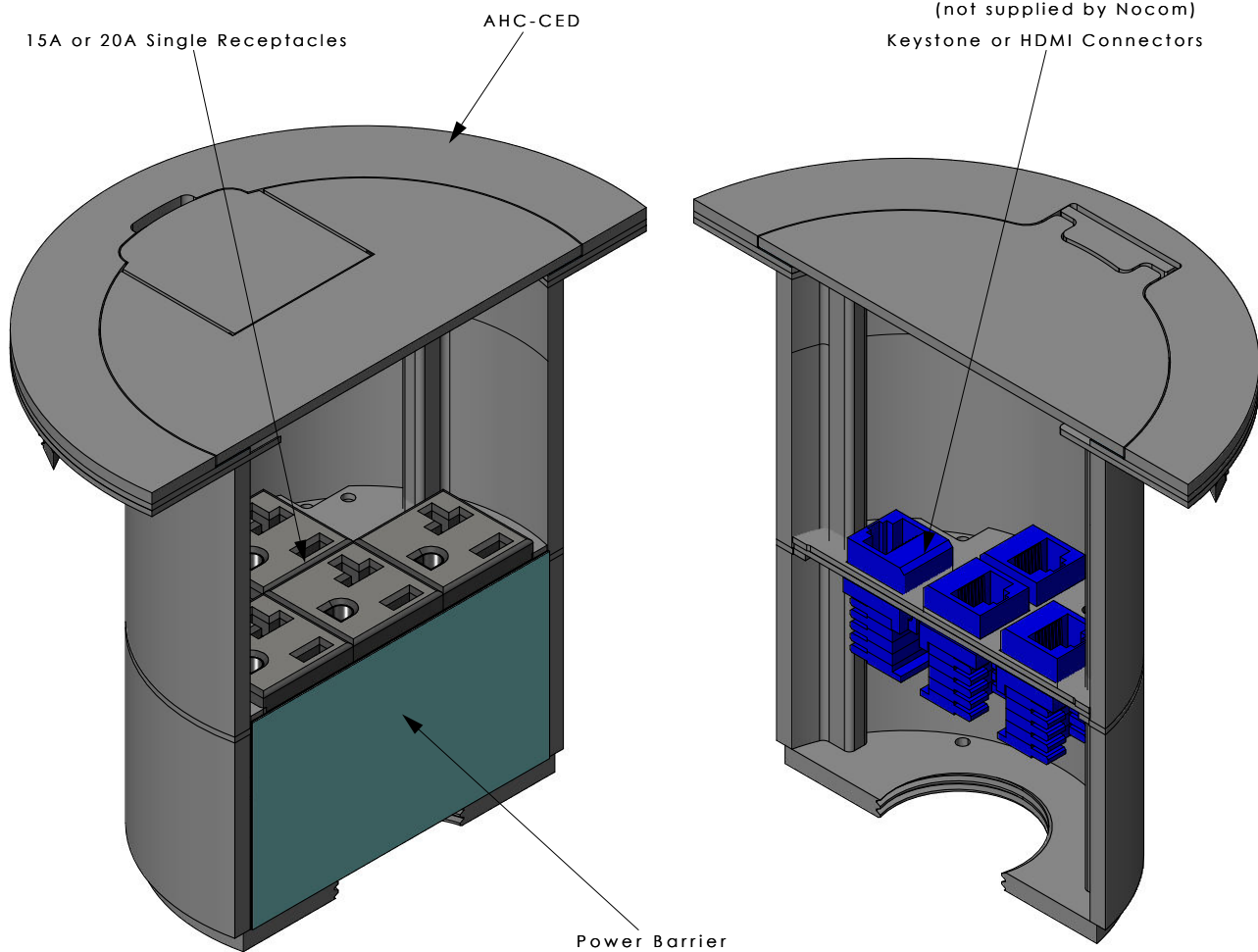
*Custom = Brushed Brass

or


Black Matte

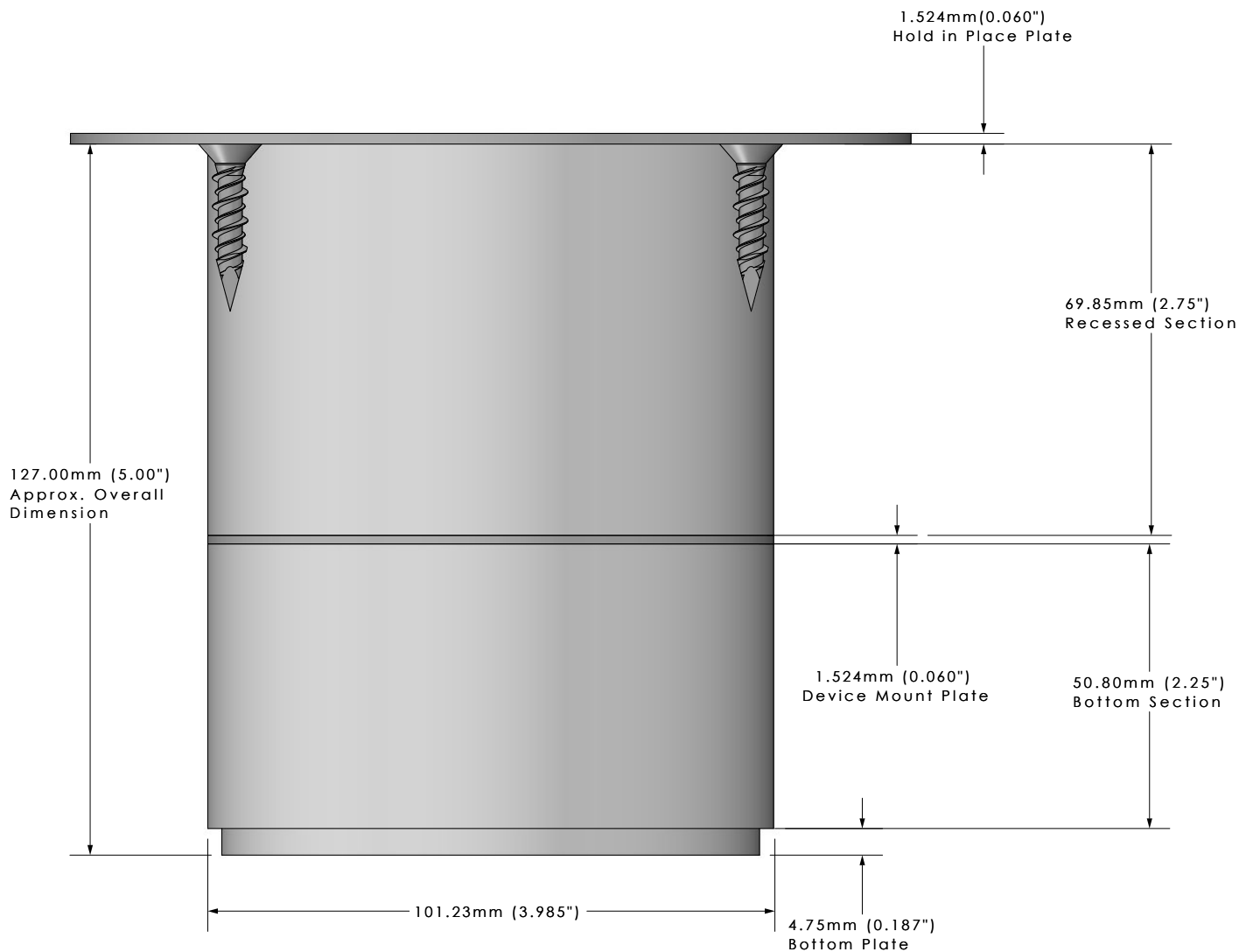
*Additional cost may apply

*Other colours/finishes available upon request




(MOI4-RES-REC-P4-C4 Shown)

Ordering Information	Description:
Slab Thickness:	 LEW ELECTRIC FITTINGS COMPANY
Single Rec: <input type="checkbox"/> 15A <input type="checkbox"/> 20A	
Duplex Rec: <input type="checkbox"/> 15A <input type="checkbox"/> 20A	
Cover Type:	
Proprietary and Confidential	DWG. No. MOI-RES-REC
The information contained in this drawing is the sole property of NOCOM. Any reproduction in part or as a whole without the written permission of NOCOM is prohibited.	



Note: Core hole to be $\varnothing 107.95"$ (4.25")

Ordering Information	Description:
Slab Thickness:	 LEW ELECTRIC FITTINGS COMPANY
Single Rec: <input type="checkbox"/> 15A <input type="checkbox"/> 20A	
Duplex Rec: <input type="checkbox"/> 15A <input type="checkbox"/> 20A	
Cover Type:	
Proprietary and Confidential	DWG. No. MOI-RES-REC
The Information contained in this drawing is the sole property of NOCOM. Any reproduction in part or as a whole without the written permission of NOCOM is prohibited.	